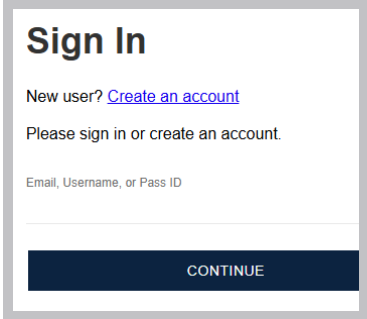


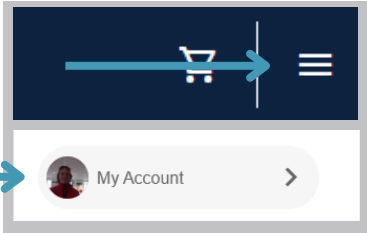
BRING-A-FRIEND VOUCHERS

Where to find and redeem



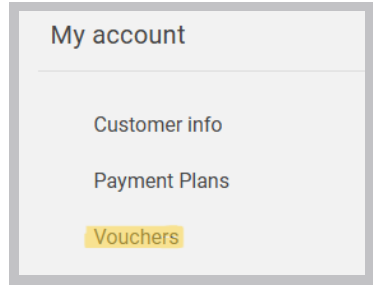
1 LOGIN OR CREATE AN ACCOUNT

* Note: if you use an email address that we do not have on file for your account, you will not be able to view your vouchers. If you haven't provided one, you will need to visit Guest Services to obtain your codes.



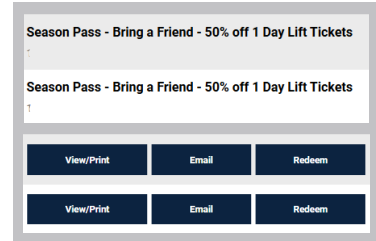
2 SELECT "MY ACCOUNT"

Select the 3 bar icon on the top right of the page and then select "My Account."



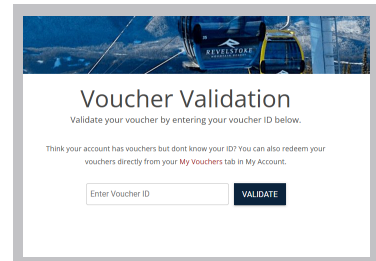
3 SELECT "VOUCHERS"

From your account bar, select vouchers.



4 ACCESS AND REDEEM

Vouchers will be here and you are able to view/print, email, or screenshot to text each of them to the person of your choice. You can also redeem them on their behalf.



5 REDEEM YOUR VOUCHER

The voucher codes can be redeemed online at the link below:
<https://shop.revelstokemountainresort.com/redeem-voucher>